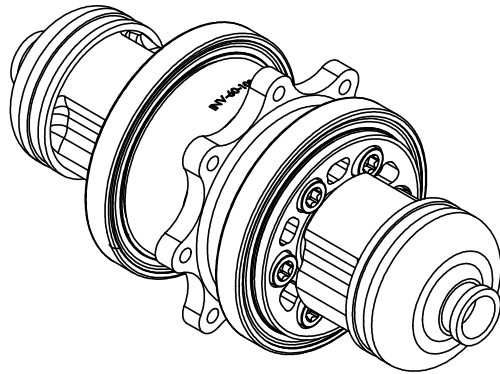
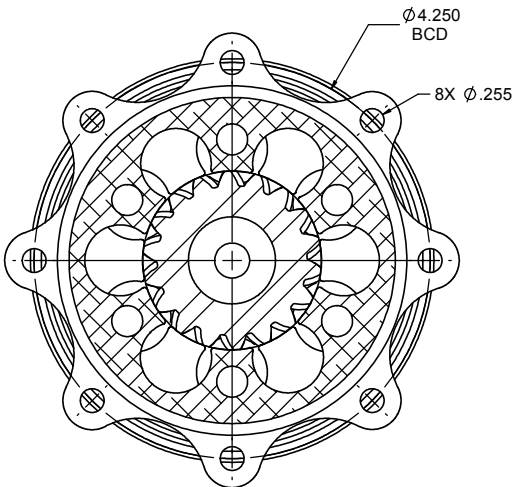
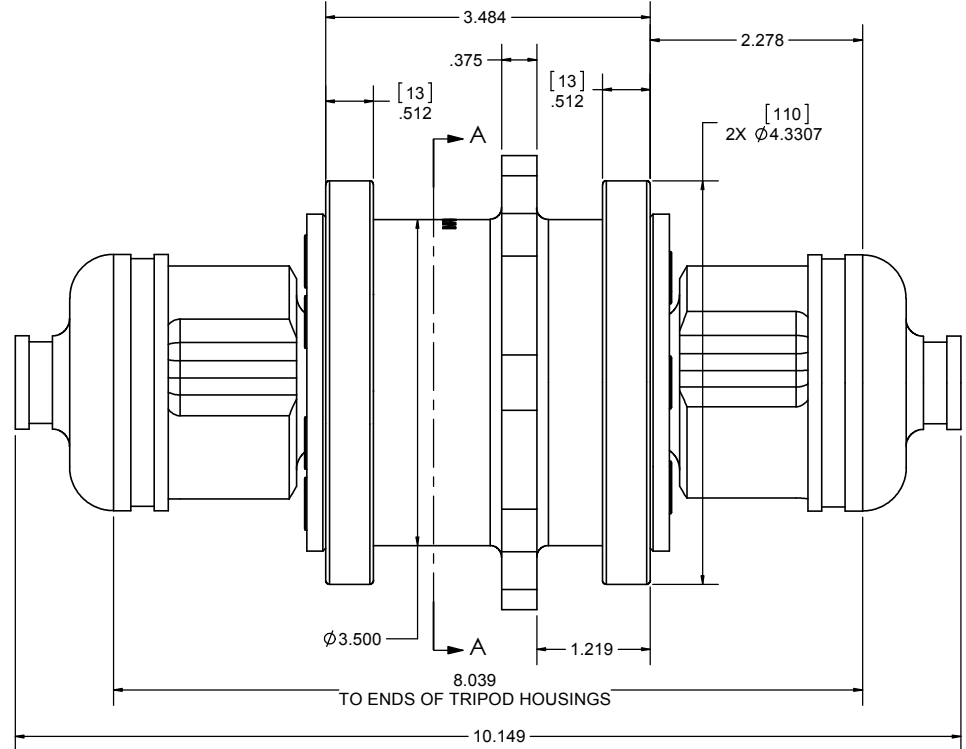



8 7 6 5 4 3 2 1

**NOTES: UNLESS OTHERWISE SPECIFIED:**

1. INSTALLATION PRINT INTENDED SOLELY FOR USER INFORMATION TO CONCEPTUALLY DESIGN INTO VEHICLE
2. TRIPOD HOUSINGS REQUIRE USE OF SMALL TRE TRIPOD, P/N INV-02002011, PURCHASED SEPARATELY

REVISIONS				
ZONE	REV.	DESCRIPTION	DATE	APPROVED



SECTION A-A

NAME	DATE
DRAWN	
CHECKED	
APPROVED	
THIRD ANGLE PROJECTION	

**Taylor**  
RACE ENGINEERING [www.taylor-race.com](http://www.taylor-race.com)

UNLESS OTHERWISE SPECIFIED:  
INTERPRET GD&T PER ASME Y14.5M-2009  
DIMENSIONS ARE IN INCHES:  
DIMENSIONS IN [XX] ARE MILLIMETERS  
BREAK ALL SHARP EDGES 0.005-0.015  
RADIUS INSIDE CORNERS 0.032 MAX  
SURFACE TEXTURE: 63 µin MAX  
TOLERANCES:  
LINEAR: ± 0.005 ANGLES: ± 1.0°  
MATERIAL:  
FINISH:

TITLE:  
**TRE CHAIN DRIVE DIFF MK II  
INSTALLATION PRINT**

**PROPRIETARY AND CONFIDENTIAL**  
THE INFORMATION CONTAINED IN THIS DRAWING IS THE SOLE PROPERTY OF TAYLOR RACE ENGINEERING, LLC. ANY REPRODUCTION IN PART OR AS A WHOLE WITHOUT THE WRITTEN PERMISSION OF TAYLOR RACE ENGINEERING, LLC IS STRICTLY PROHIBITED.

SIZE	DWG. NO.
<b>B</b>	INV-06-10006-Installation Print

DO NOT SCALE DRAWING	SCALE: 3:4	WEIGHT: 8.5 lbs	SHEET 1 OF 1
----------------------	------------	-----------------	--------------

8 7 6 5 4 3 2 1