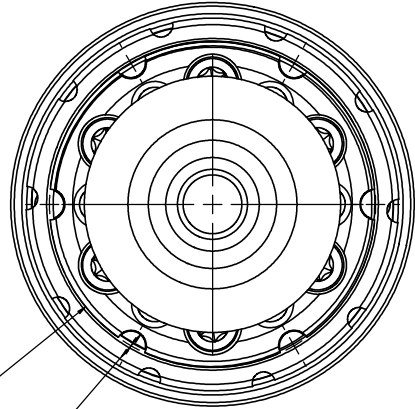


8 7 6 5 4 3 2 1

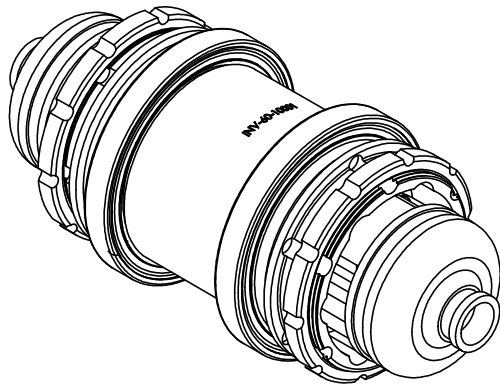
**NOTES: UNLESS OTHERWISE SPECIFIED:**

1. INSTALLATION PRINT INTENDED SOLELY FOR USER INFORMATION TO CONCEPTUALLY DESIGN INTO VEHICLE
2. TRIPOD HOUSINGS REQUIRE USE OF SMALL TRE TRIPOD, P/N INV-02002011, PURCHASED SEPARATELY

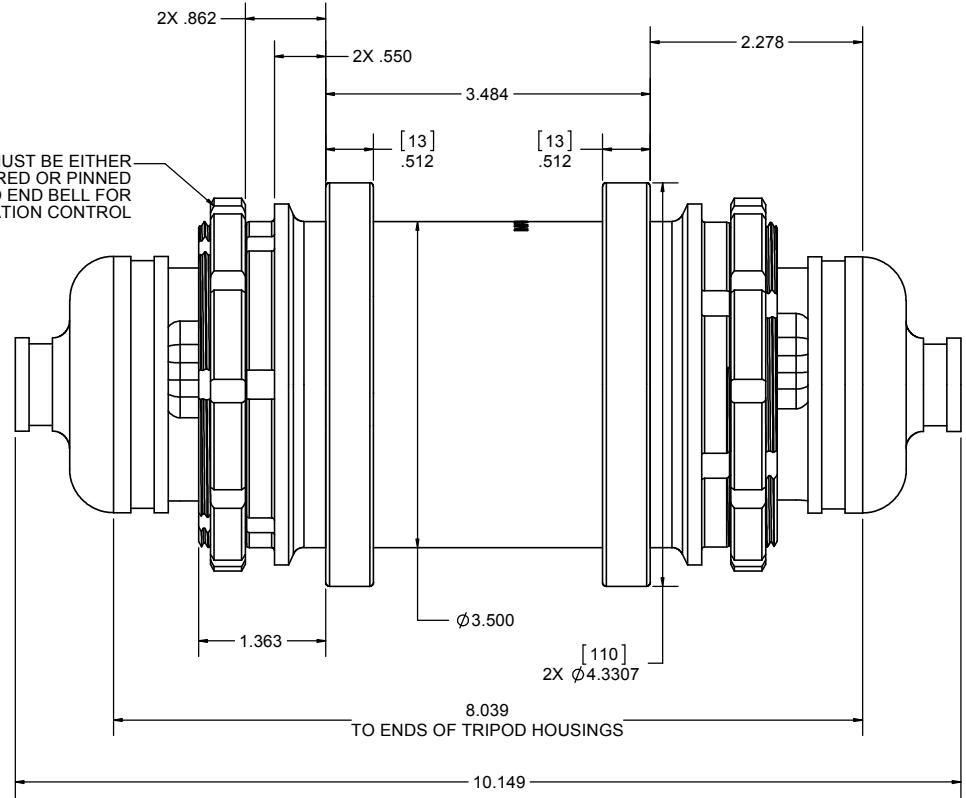
REVISIONS				
ZONE	REV.	DESCRIPTION	DATE	APPROVED



Ø 3.500  
6X Ø .313  
DRIVE PINS  
FOR SPROCKET  
ADAPTER



LOCKING NUT MUST BE EITHER  
SAFETY WIRED OR PINNED  
TO END BELL FOR  
ANTI-ROTATION CONTROL



	NAME	DATE
DRAWN		
CHECKED		
APPROVED		



UNLESS OTHERWISE SPECIFIED:  
INTERPRET GD&T PER ASME Y14.5M-2009  
DIMENSIONS ARE IN INCHES:  
DIMENSIONS IN [XX] ARE MILLIMETERS  
BREAK ALL SHARP EDGES 0.005-0.015  
RADIUS INSIDE CORNERS 0.032 MAX  
SURFACE TEXTURE: 63 µin MAX  
TOLERANCES:  
LINEAR: ± 0.005 ANGLES: ± 1.0°

**PROPRIETARY AND CONFIDENTIAL**  
THE INFORMATION CONTAINED IN THIS  
DRAWING IS THE SOLE PROPERTY OF  
TAYLOR RACE ENGINEERING, LLC.  
ANY REPRODUCTION IN PART OR AS A  
WHOLE WITHOUT THE WRITTEN PERMISSION  
OF TAYLOR RACE ENGINEERING, LLC IS  
STRICTLY PROHIBITED.

**Taylor**  
RACE ENGINEERING [www.taylor-race.com](http://www.taylor-race.com)

TITLE:  
**TRE CHAIN DRIVE DIFF MK II  
INSTALLATION PRINT**

SIZE **B** DWG. NO. **INV-06-10004-Installation Print**

DO NOT SCALE DRAWING SCALE: 3:4 WEIGHT: 8.4 lbs SHEET 1 OF 1

8 7 6 5 4 3 2 1